


Product Highlights

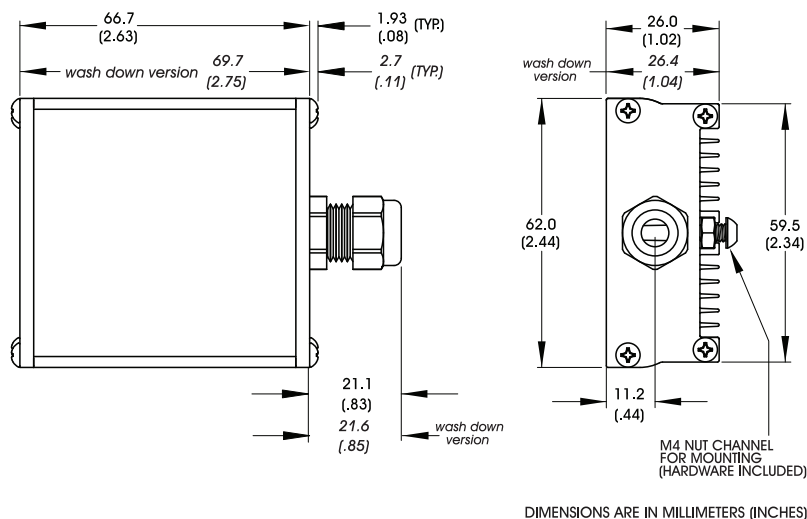
- Available in a wide range of wavelengths
- High intensity illumination from a long distance
- Compact design includes passive thermal management and convenient M4 nut channel for mounting
- Washdown version available



General Specifications

Electrical Specifications	Color	24v Current	All Other Controls
	365, 375, 385, 395, 405	N/A	0.24 A Max
	455, 470, 505, 530, WHI	N/A	0.32 A Max
	590, 625, 660, 730	N/A	0.31 A Max
	850	N/A	0.34 A Max
	940	N/A	0.22 A Max
Normal Operating Temperature	0 - 60°C		
Weight (g)	104.9 g (3.7 oz)		
Standard Cable Information	Up to 2 meters (80") long - 105°C rated PVC jacket, foil shield with drain.		
Photobiological Risk Factor IEC 62471	Exempt Applicable Wavelengths: 850, 940 Group 1 (Low-Risk) Applicable Wavelengths: 455, 470, 505, 530, 590, 625, 660, 730, WHI Group 2 (Moderate Risk) Applicable Wavelengths: 365, 375, 385, 395, 405		
Compliance			
IP Rating	IP65 Sealed, IP50 Unsealed		
Lumen Maintenance	L70 = 50,000 hours		

Mechanical Specifications



Part Number Key

Model	Lens Option ⁶	—	Spectral Wavelength	Connector/Control	Wash Down Option	Optional Light Condition	—	Alternative Connector	
SL147	X	—	XXX	XX	X	X	—	XXX	
SL147 (Rev. A)	M (medium) W (wide) <small>(narrow lens comes standard when left blank)</small>		365 (UV) ³ 375 (UV) ³ 385 (UV) ³ 395 (UV) ³ 405 (violet) ³ 455 (royal blue) 470 (blue) 505 (cyan) 530 (green) 590 (amber) 625 (red orange) 660 (red) 730 (IR) 850 (IR) 940 (IR) WHI (white)	C1 C5 IC I3 I3S	W	D ⁵ (Diffuser) P ^{2,4,5} (Polarizer)		M12 ¹	
Ex: SL147M-530C1WD SL147W-590I3D-M12				¹ Available with IC, I3 and I3S options only ² Not available with washdown option ³ Available with medium lens option only ⁴ Not available with UV options ⁵ (blue) 470 will reduce the life of the polarizer			⁶ Beam angle (FWHM): narrow = 8° medium = 21° wide = 29°		

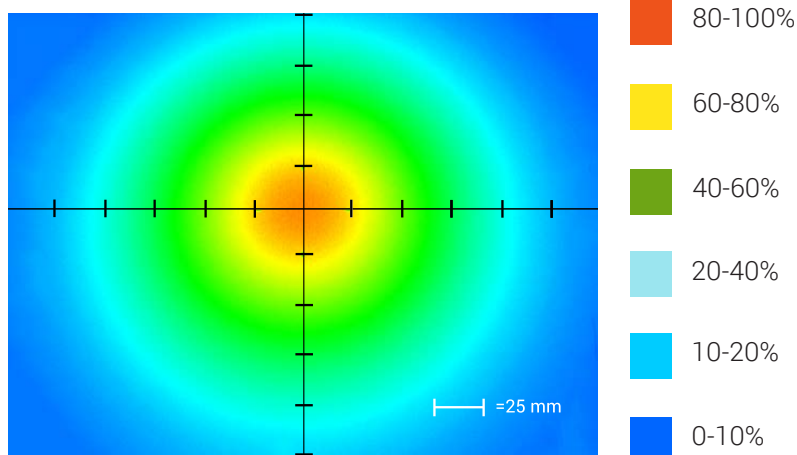
Stock Product: *shipped within 3 days* **Build to Order:** *shipped within two weeks*
 SL147-WHIIC

Connector | Control Options

C1 Connector	C5 Connector	ICS 2 (IC)	ICS 3 (I3)	ICS 3S (I3S)
For use with: DCS Series Controllers	For use with: Pulsar 320 Strobe Controller.	Continuous in-line controller Powered with: 24V power supply	Combination strobe/continuous in-line controller Powered with: 24V power supply	Default-OFF strobe/continuous in-line controller Powered with: 24V power supply

Optical Performance

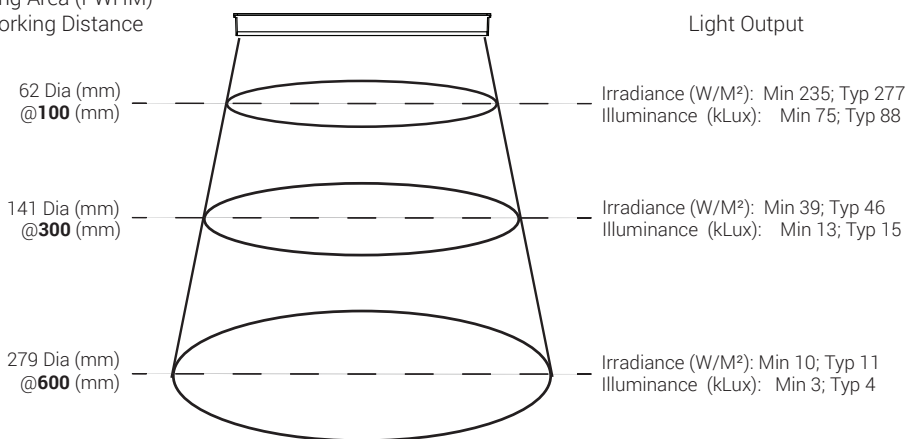
Intensity Distribution



Optical measurement taken using SL147-WHIC Rev. A @ 300 mm

Area of Illuminance & Intensity

Working Area (FWHM)
@ Working Distance



Light Output

Operation and Wiring

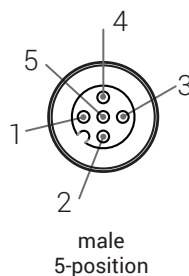
ICS 2 (IC)

Pin (M12)	Function	Wire Color
1	+24 VDC	Brown
2	0-10 VDC Analog Control	White
3	GND	Blue
4	GLO	Black
5	N/A	Gray

ICS 3 (I3 and I3S)

Pin (M12)	Function	Wire Color
1	+24 VDC	Brown
2	Reserved	White
3	GND	Blue
4	PNP/Active High Trigger	Black
5	0-10 VDC Analog Control	Gray

Optional M12 Pinout



Warranty Information

Every Advanced illumination, Inc. (Ai) product is thoroughly inspected and tested before leaving the factory. Products are warranted to be free of defects in workmanship and materials for a period of two years from the original date of purchase. Should a defect develop during this period, please contact Ai Customer Service or your Ai distributor for a Return Merchandise Authorization (RMA), and return the complete product, freight prepaid, to Ai. If a defect is found, Ai will - at our discretion - repair or replace the product without charge. Ai claims no liability for any implied warranties, including "merchantability" and "fitness for a specific purpose."

Electromagnetic Compatibility

This product was tested and complies with the regulatory requirements and limits for electromagnetic compatibility (EMC) as stated in the product specifications. These requirements and limits are designed to provide reasonable protection against harmful interference only when the product is operated in its intended industrial electromagnetic environment. To minimize the potential for electromagnetic interference or unacceptable performance degradation, install and use this product in strict accordance with the instructions in the product documentation.

Customer Service

For information on existing orders, or to make an order adjustment, contact us Monday through Friday 8:00 am to 5:00 pm, EST or send an email to orders@advill.com.

Company Information

Advanced Illumination

440 State Garage Road, Rochester VT. 05767

Phone: 802.767.3830

Fax: 802.767.3831

Email: info@advancedillumination.com

Web: advancedillumination.com

© 2015 Advanced Illumination Inc. All rights reserved