

Macro lens

Apo-Componon 4.0/45-0007

Unlike conventional camera lenses where the optical performance decreases as the magnification increases, Schneider-Kreuznach macro lenses have been developed and corrected exclusively for the close-up range of 1:20 to 1:1. Due to its mechanical stability and the robust V-mount interface enabling simpler adjustment of the best azimuth position, the system is exceptionally well suited to demanding, continuous industrial use.



Apo-Componon 4.0/45

Key Features

- Excellent optical imaging performance when using large sensors
- Vibration-insensitive for stable optical performance
- Industry-compatible V-mount interface
- Lockable distance and aperture settings
- Infinitely adjustable aperture, guaranteed long-term stability
- 100% quality control guarantees reliability and constant quality
- Low maintenance requirements, therefore high system reliability

Applications

- Machine Vision and other imaging applications
- PCB inspection
- LCD inspection
- OLED inspection
- Solar inspection

Technical Specifications

F-number	4.0
Focal length	46.5 mm
Image circle	43,2 mm
Magnification	-0,17
Transmission	400 - 700 nm
Interface	V-Mount
Weight	100 gr.
Option	Optical filter

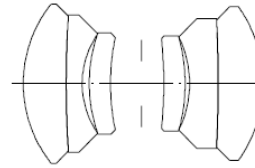
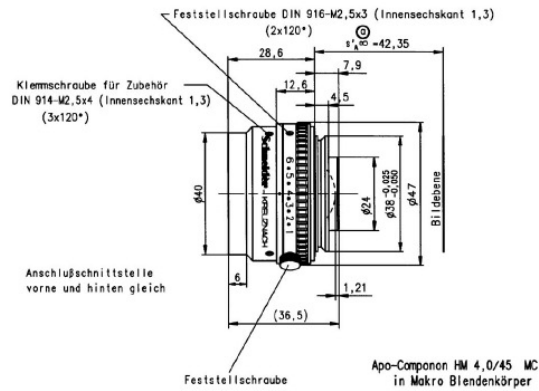
Contact

Jos. Schneider Optische Werke GmbH
 Ringstraße 132
 55543 Bad Kreuznach
 Germany
 Phone +49 671 601-387
 Fax +49 671 601-286
www.schneiderkreuznach.com/industrialoptics
industrie@schneiderkreuznach.com

Schneider Asia Pacific Ltd.
 20/F Central Tower, 28 Queen's Road
 Central, Hong Kong
 China
 Phone +852 8302 0301
 Fax +852 8302 4722
www.schneider-asiapacific.com
info@schneider-asiapacific.com

Schneider Optics Inc.
 285 Oser Ave.
 Hauppauge, NY 11788
 USA
 Phone +1 631 761-5000
 Fax +1 631 761-5090
www.schneideroptics.com/industrial
industrial@schneideroptics.com

Apo-Componon 4.0/45



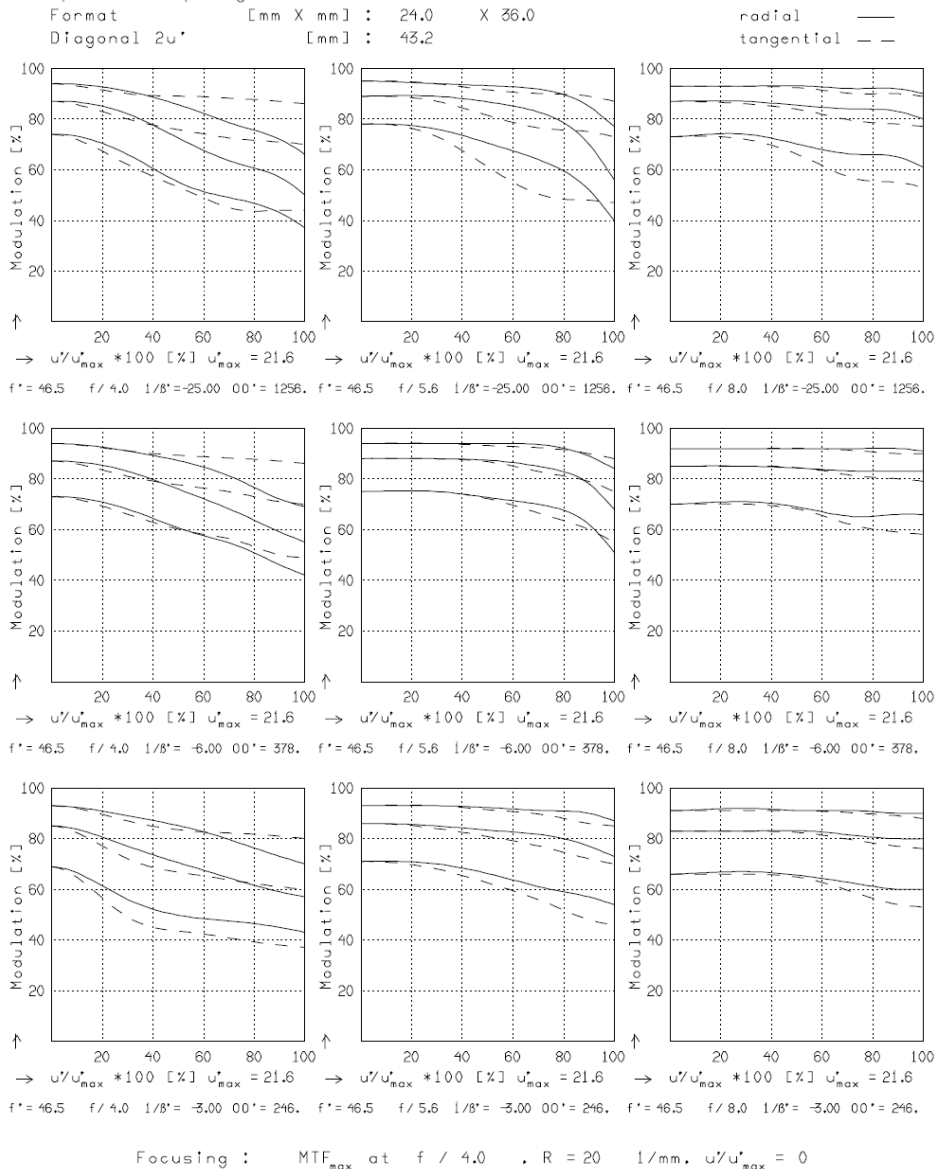
APO-COMPONON 4/45

f^*	= 46.5 mm	β_p^*	= 1.026
s_F^*	= -33.1 mm	s_{EP}	= 12.3 mm
s_F^{*2}	= 35.7 mm	s_{AP}^*	= -12.1 mm
HH^*	= -1.8 mm	Σd	= 22.5 mm

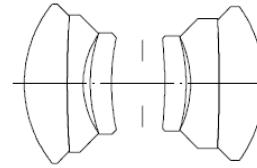
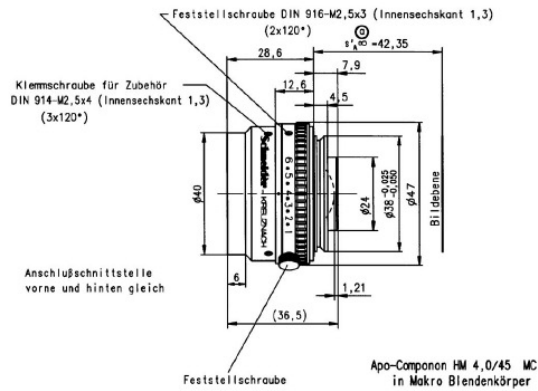
APO-COMPONON 4/45

MODULATION with reference to the relative image height

Wavelength λ	[nm]	546	706	644	480	436	405
Spectral weighting	[%]	27.4	12.4	24.1	18.3	12.6	5.2
Spatial frequency R	[1/mm]	10	20	40			
Format	[mm X mm]	24.0		X 36.0			
Diagonal $2u'$	[mm]	43.2					

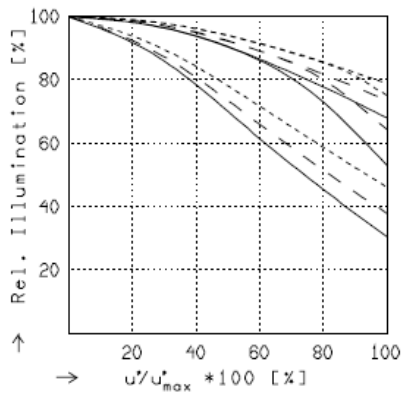


Apo-Componon 4.0/45



APO-COMPONON 4/45

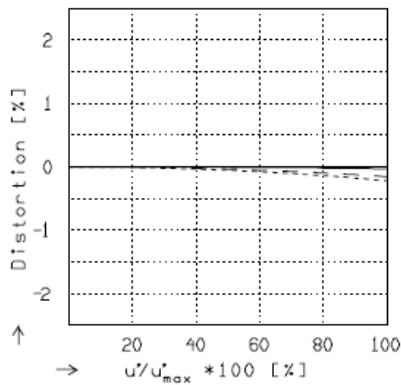
f' = 46.5 mm	β'_p = 1.026
s_F = -33.1 mm	s_{EP} = 12.3 mm
s'_F = 35.7 mm	s'_{AP} = -12.1 mm
HH' = -1.8 mm	Σd = 22.5 mm



RELATIVE ILLUMINATION

The relative illumination is shown for the given focal distances or magnifications.

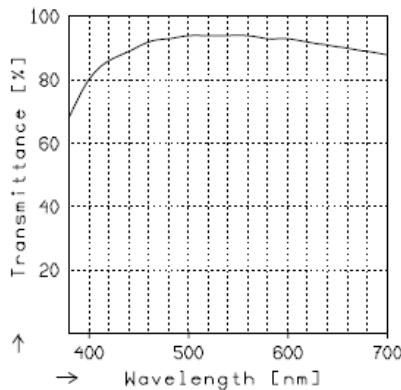
	$f / 4.0$	$f / 5.6$	$f / 8.0$
—	$\beta' = -0.0400$	$u'_{max} = 21.6$	$00' = 1256.$
- -	$\beta' = -0.1667$	$u'_{max} = 21.6$	$00' = 378.$
- - - -	$\beta' = -0.3333$	$u'_{max} = 21.6$	$00' = 246.$



DISTORTION

Distortion is shown for the given focal distances or magnifications. Positive values indicate pincushion distortion and negative values barrel distortion.

—	$\beta' = -0.0400$	$u'_{max} = 21.6$	$00' = 1256.$
- -	$\beta' = -0.1667$	$u'_{max} = 21.6$	$00' = 378.$
- - - -	$\beta' = -0.3333$	$u'_{max} = 21.6$	$00' = 246.$



TRANSMITTANCE

Relative spectral transmittance is shown with reference to wavelength.